



**SEMIPACK® 2**

## Rectifier Diode Modules

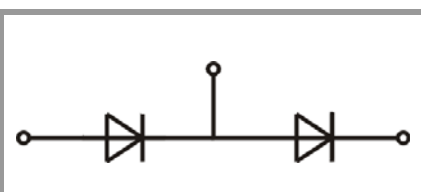
### SKKD 212/18

#### Features

- Heat transfer through aluminium oxide ceramic isolated metal baseplate
- Hard soldered joints for high reliability
- UL recognized, file no. E63532

#### Typical Applications\*

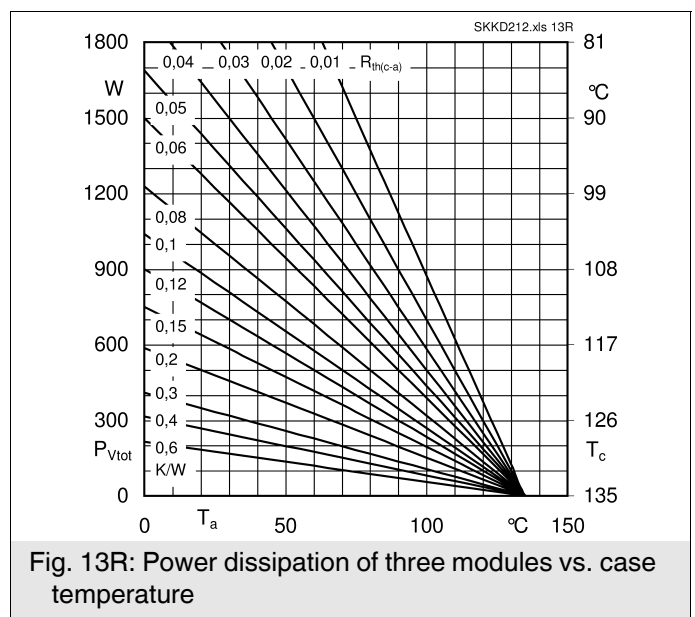
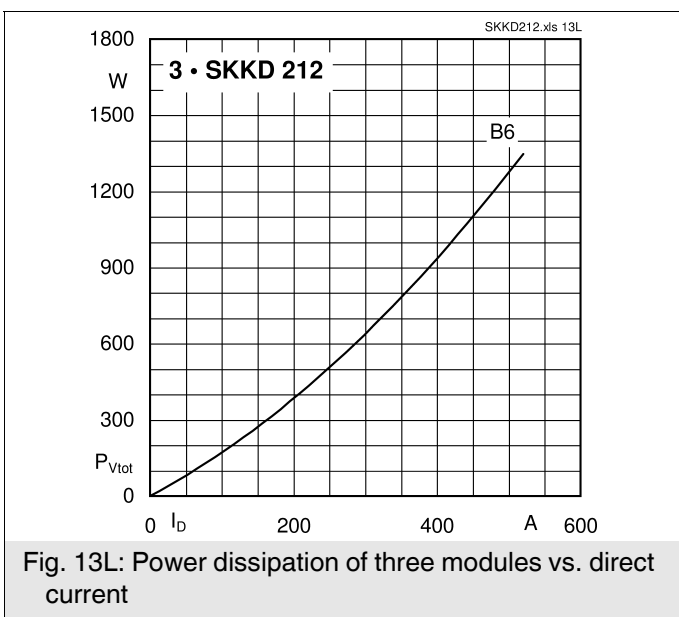
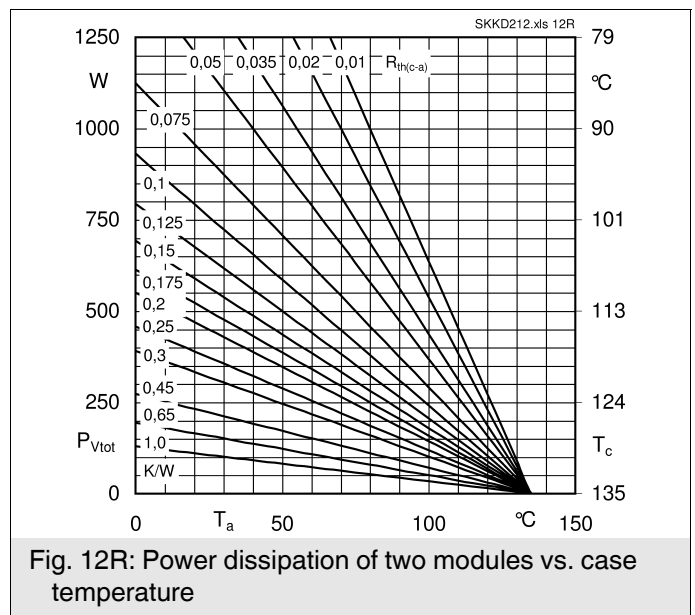
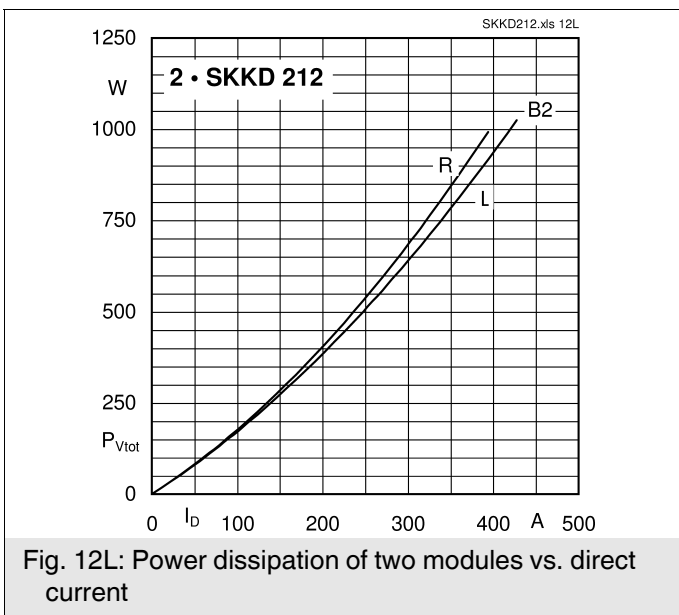
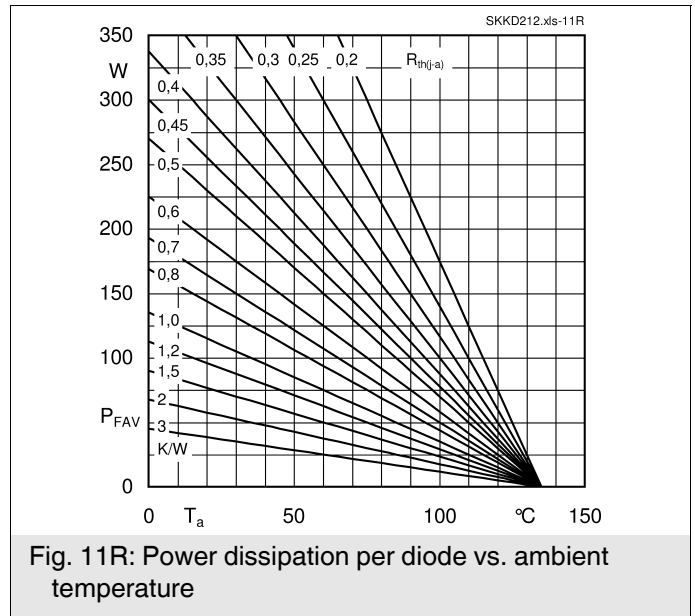
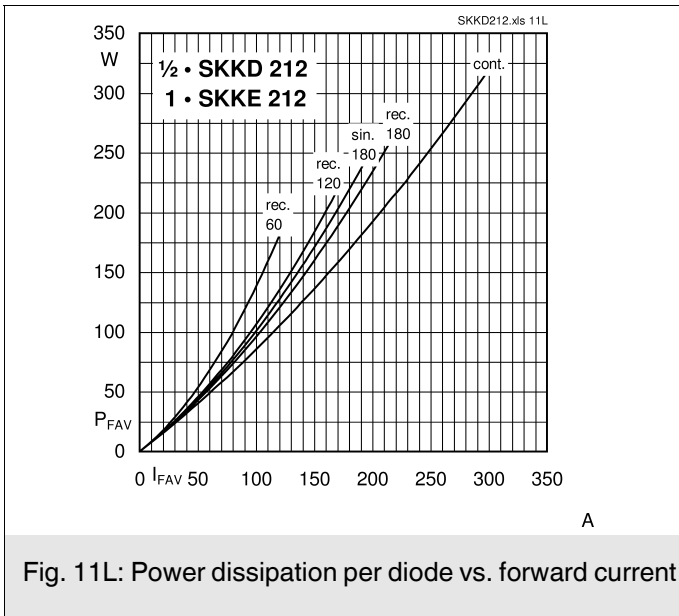
- Non-controllable rectifiers for AC/AC converters
- Line rectifiers for transistorized AC motor controllers
- Field supply for DC motors



**SKKD**

Absolute Maximum Ratings				
Symbol	Conditions		Values	Unit
<b>Rectifier Diode</b>				
$I_{FAV}$	sin. 180°	$T_c = 85\text{ °C}$	213	A
		$T_c = 100\text{ °C}$	165	A
$I_{FSM}$	10 ms	$T_j = 25\text{ °C}$	6600	A
		$T_j = 135\text{ °C}$	5500	A
$i^2t$	10 ms	$T_j = 25\text{ °C}$	217800	A <sup>2</sup> s
		$T_j = 135\text{ °C}$	151250	A <sup>2</sup> s
$V_{RSM}$			1900	V
$V_{RRM}$			1800	V
$T_j$			-40 ... 135	°C
<b>Module</b>				
$T_{stg}$			-40 ... 125	°C
$V_{isol}$	a.c.; 50 Hz; r.m.s.	1 min	3000	V
		1 s	3600	V

Characteristics						
Symbol	Conditions		min.	typ.	max.	Unit
<b>Diode</b>						
$V_F$	$T_j = 25\text{ °C}, I_F = 500\text{ A}$				1.40	V
$V_{(TO)}$	$T_j = 135\text{ °C}$				0.75	V
$r_T$	$T_j = 135\text{ °C}$				1.05	mΩ
$I_{RD}$	$T_j = 135\text{ °C}, V_{RD} = V_{RRM}$				9	mA
$R_{th(j-c)}$	cont.	per chip			0.18	K/W
		per module			0.09	K/W
$R_{th(j-c)}$	sin. 180°	per chip			0.18	K/W
		per module			0.09	K/W
<b>Module</b>						
$R_{th(c-s)}$	chip			0.1		K/W
	module			0.05		K/W
$M_s$	to heatsink M5		4.25		5.75	Nm
$M_t$	to terminals M6		4.25		5.75	Nm
$a$					5 * 9,81	m/s <sup>2</sup>
$w$				165		g



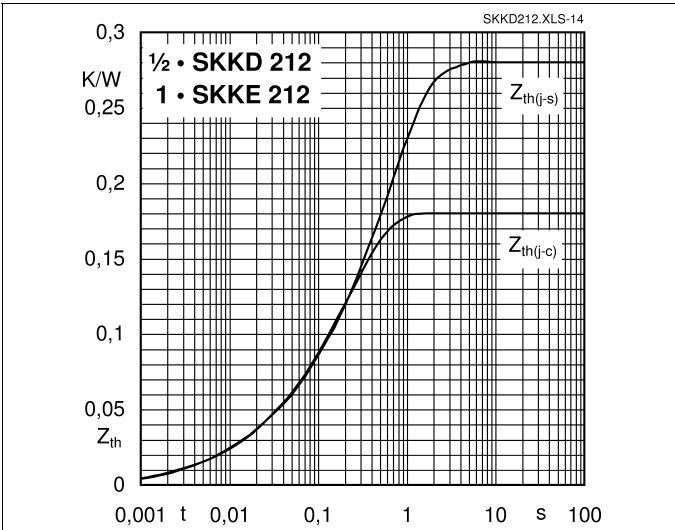


Fig. 14: Transient thermal impedance vs. time

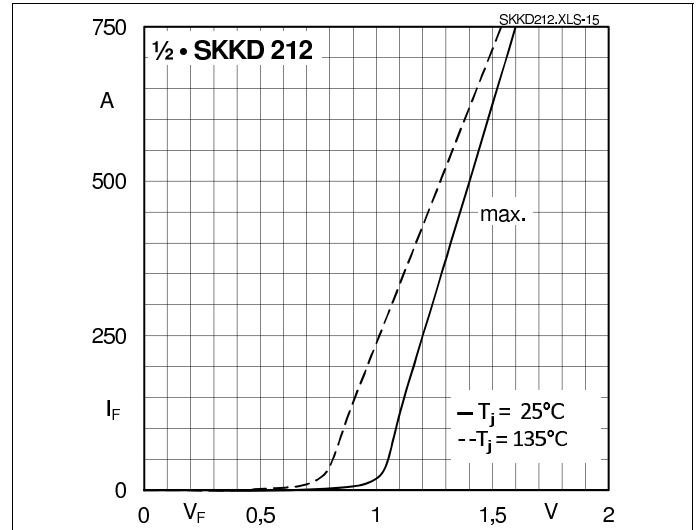


Fig. 15: Forward characteristics

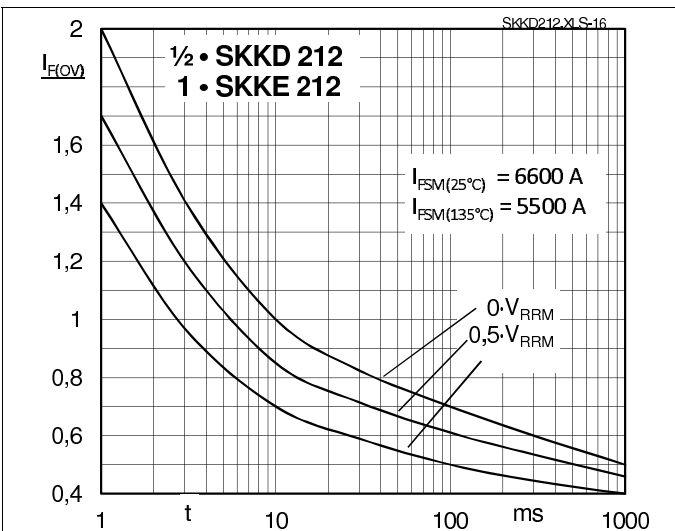
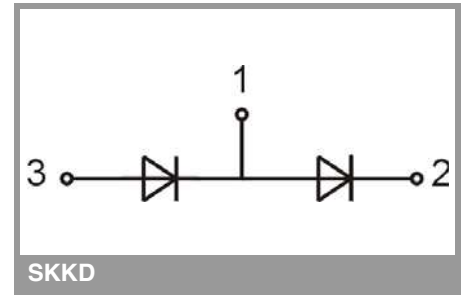
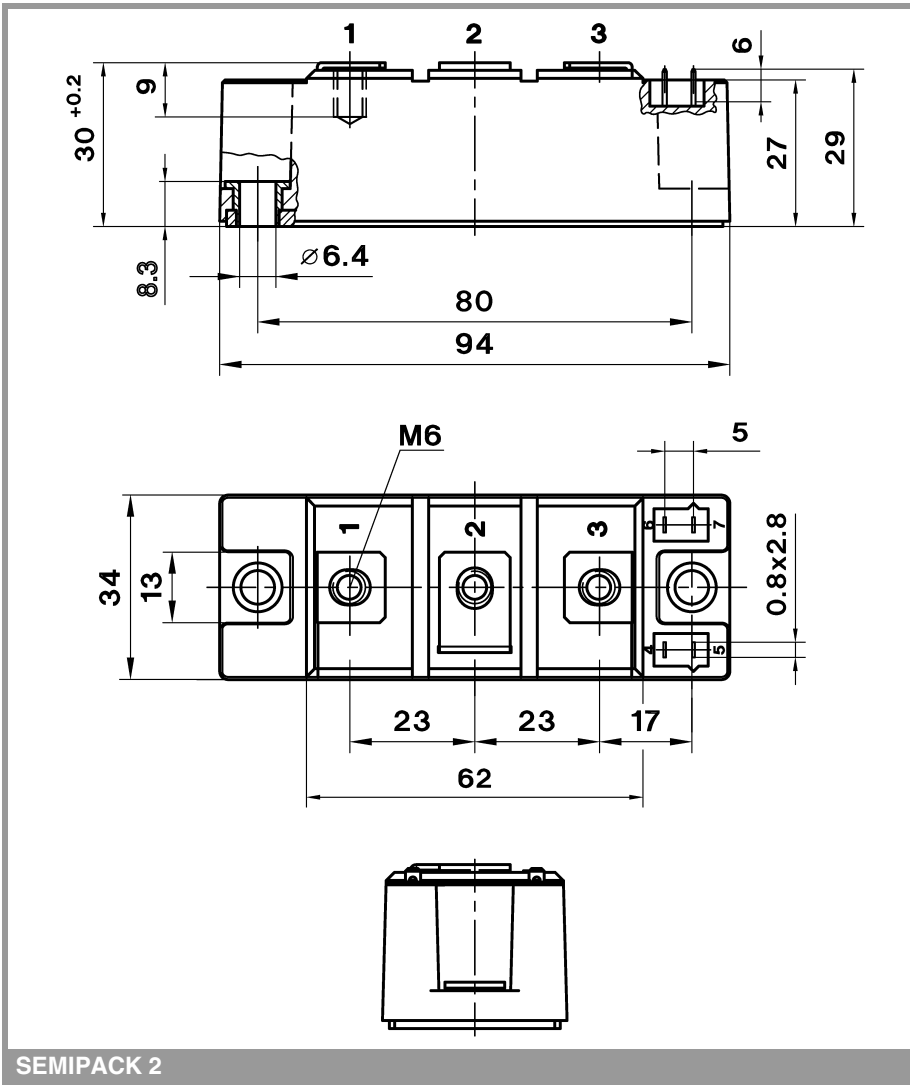


Fig. 16: Surge overload current vs. time



This is an electrostatic discharge sensitive device (ESDS), international standard IEC 60747-1, Chapter IX

\* The specifications of our components may not be considered as an assurance of component characteristics. Components have to be tested for the respective application. Adjustments may be necessary. The use of SEMIKRON products in life support appliances and systems is subject to prior specification and written approval by SEMIKRON. We therefore strongly recommend prior consultation of our staff.