



$I_{F(AV)}$ **800A**
 V_{RRM} **1900~2500V**
 I_{FSM} **$22A \times 10^3$**
 I^2t **$2420A^2 \cdot S \cdot 10^3$**

Features:

- Isolated mounting base 3000V~
- Pressure contact technology with increased power cycling capability
- Space and weight savings

Typical Applications

- AC/DC Motor drives
- Various rectifiers
- DC supply for PWM inverter

SYMBOL	CHARACTERISTIC	TEST CONDITIONS	T_j (°C)	VALUE			UNIT
				Min	Type	Max	
$I_{F(AV)}$	Mean forward current	180° half sine wave 50Hz Single side water cooled, $T_c=60^\circ\text{C}$	150			800	A
$I_{F(RMS)}$	RMS forward current		150			1256	A
V_{RRM}	Repetitive peak reverse voltage	$V_{RRM} t_p=10\text{ms}$ $V_{RSM}=V_{RRM}+100\text{V}$	150	1900		2500	V
I_{RRM}	Repetitive peak current	at V_{RRM}	150			45	mA
I_{FSM}	Surge forward current	10ms half sine wave	150			22.0	KA
I^2t	I^2T for fusing coordination	$V_R=0.6V_{RRM}$					2420
V_{FO}	Threshold voltage		150			0.80	V
r_F	Forward slop resistance						0.36
V_{FM}	Peak forward voltage	$I_{FM}=2400\text{A}$	25			1.86	V
$R_{th(j-c)}$	Thermal resistance Junction to case	At 180° sine: Single side cooled				0.075	°C /W
$R_{th(c-h)}$	Thermal resistance case to heat sink	At 180° sine: Single side cooled				0.024	°C /W
V_{iso}	Isolation voltage	50Hz, R.M.S, $t=1\text{min}$, $I_{iso}:1\text{mA}(\text{max})$		3000			V
F_m	Terminal connection torque(M10)				12		N·m
	Mounting torque(M6)				6		N·m
T_{stg}	Stored temperature			-40		125	°C
W_t	Weight				2600		g
Outline							

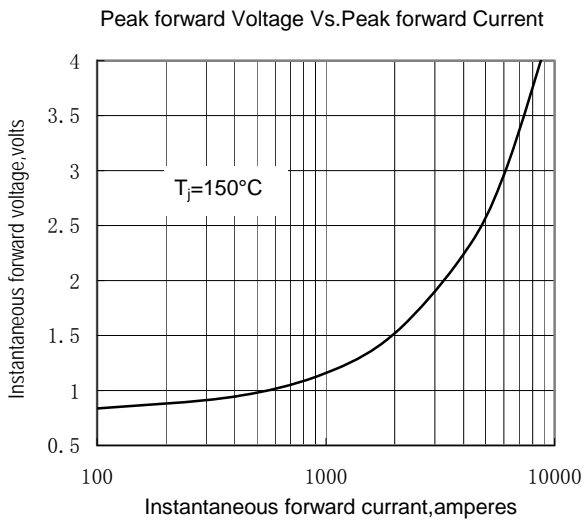


Fig.1

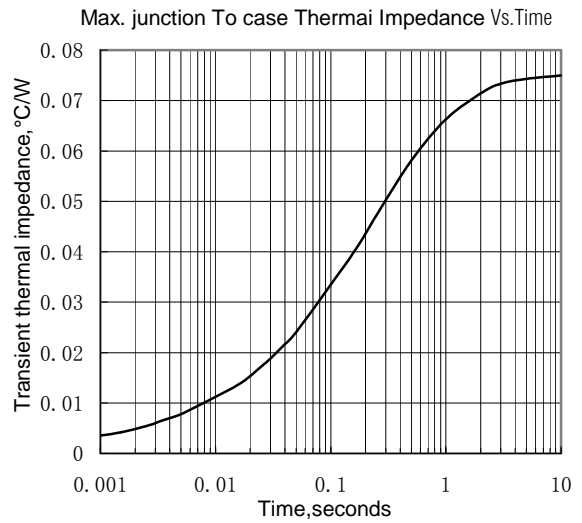


Fig.2

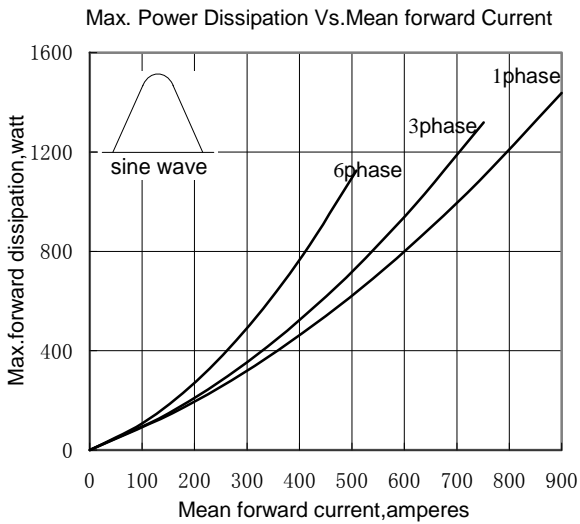


Fig.3

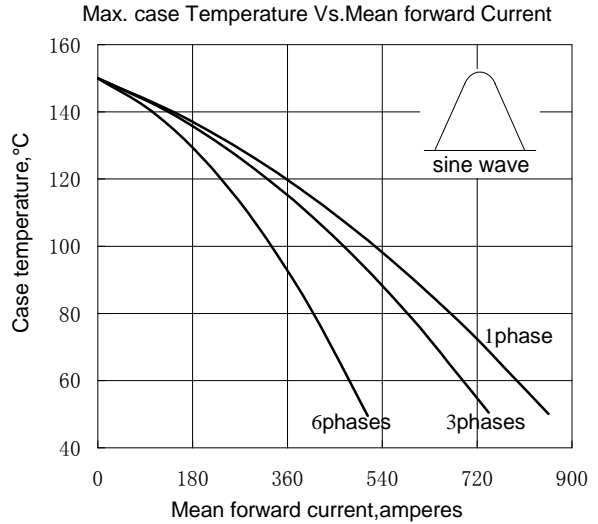


Fig.4

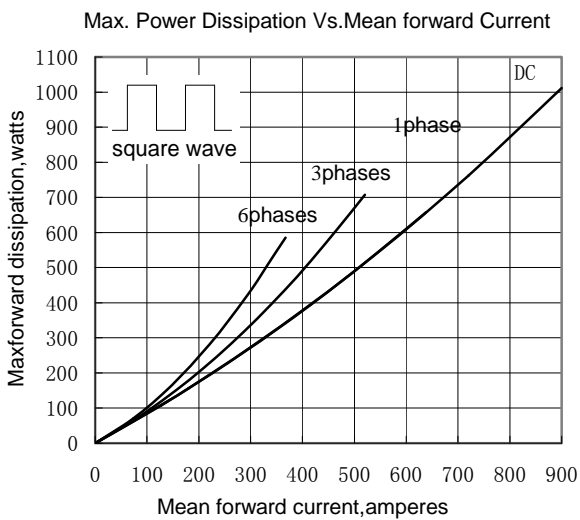


Fig.5

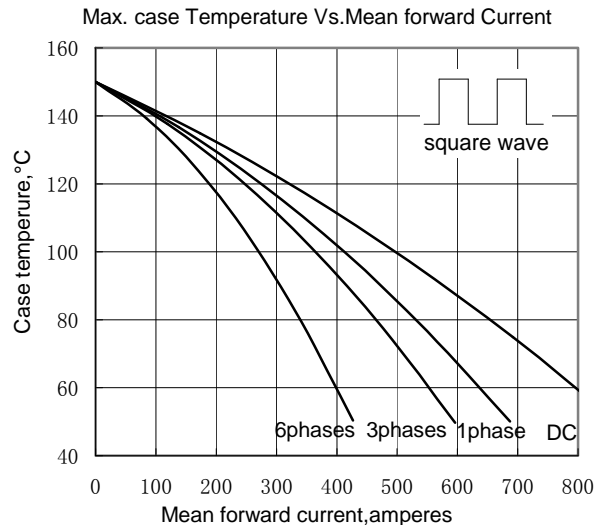


Fig.6

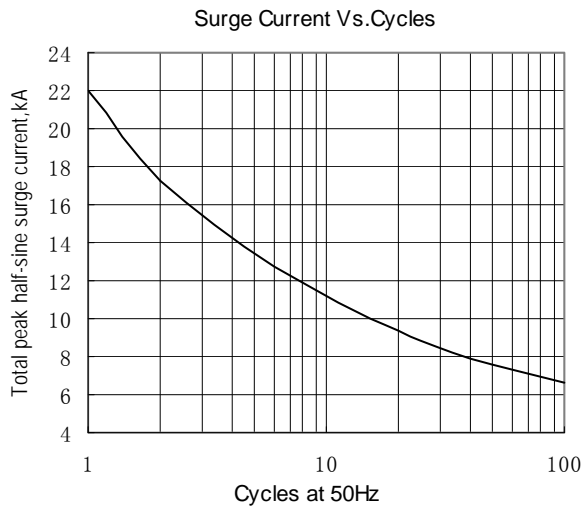


Fig.7

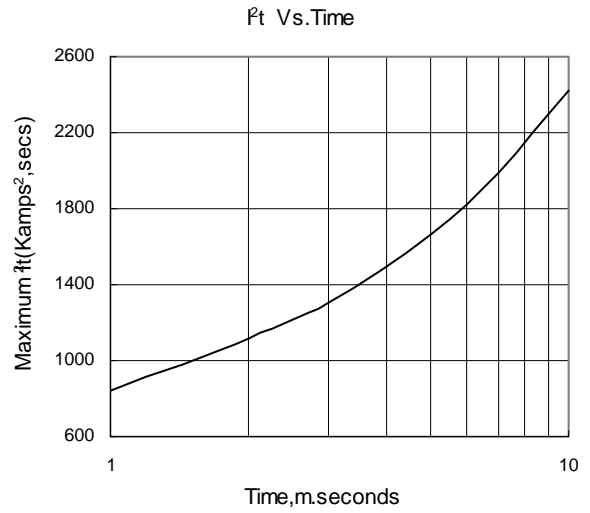


Fig.8

Outline:

