

# SKT 813



Capsule Thyristor

$V_{RSM}$ V	$V_{RRM}, V_{DRM}$ V	$I_{TRMS} = 1600$ A (maximum value for continuous operation) $I_{TAV} = 810$ A (sin. 180 DSC; $T_c = 88^\circ\text{C}$ )
500	400	SKT 813/04D
900	800	SKT 813/08D
1300	1200	SKT 813/12E
1700	1600	SKT 813/16E
1900	1800	SKT 813/18E

## Thyristors

### SKT 813

#### Features


- Hermetic metal case with epoxy insulator
- Capsule package for double sided cooling
- Off-state and reverse voltages up to 1800 V
- Amplifying gate

#### Typical Applications \*

- DC motor control
- Controlled and half-controlled rectifiers
- AC controllers
- Recommended snubber network  
e.g. for  $V_{rms} \leq 400$  V:  
RC: 33  $\Omega$ /32 W, C = 1 $\mu$ F

1) With thermal compound

Symbol	Condition	Values	Units
$I_{TAV}$	sin. 180 ; $T_c = 100$ (85) $^\circ\text{C}$	605 (855)	A
$I_D$	2 x P8/180; $T_a = 45$ $^\circ\text{C}$ ; B2/B6 2 x P8/180F; $T_a = 35$ $^\circ\text{C}$ ; B2/B6	435 / 635 965 / 1370	A A
$I_{RMS}$	2 x P8/180; $T_a = 45$ $^\circ\text{C}$ ; W1C	485	A
$I_{TSM}$	$T_{vj} = 25^\circ\text{C}$ ; 10 ms $T_{vj} = 125^\circ\text{C}$ ; 10 ms	15000 13000	A A
$i^2t$	$T_{vj} = 25^\circ\text{C}$ ; 8,3...10 ms $T_{vj} = 125^\circ\text{C}$ ; 8,3...10 ms	1125000 845000	A <sup>2</sup> s A <sup>2</sup> s
$V_T$	$T_{vj} = 25^\circ\text{C}$ , $I_T = 2400$ A	max. 1,65	V
$V_{T(TO)}$	$T_{vj} = 125^\circ\text{C}$	max. 0,92	V
$r_T$	$T_{vj} = 125^\circ\text{C}$	max. 0,30	m $\Omega$
$I_{DD}; I_{RD}$	$T_{vj} = 125^\circ\text{C}$ ; $V_{RD} = V_{RRM}$ ; $V_{RD} = V_{RRM}$	80	mA
$t_{gd}$	$T_{vj} = 25^\circ\text{C}$ ; $i_G = 1$ A; $di_G/dt = 1$ A/ $\mu$ s	1	$\mu$ s
$t_{gr}$	$V_D = 0,67 * V_{DRM}$	2	$\mu$ s
$(di/dt)_{cr}$	$T_{vj} = 125^\circ\text{C}$	min. 125	A/ $\mu$ s
$(dv/dt)_{cr}$	$T_{vj} = 125^\circ\text{C}$	min. 1000	V/ $\mu$ s
$t_q$	$T_{vj} = 125^\circ\text{C}$	100 ... 200	$\mu$ s
$I_H$	$T_{vj} = 25^\circ\text{C}$ ; typ. / max	150 / 500	mA
$I_L$	$T_{vj} = 25^\circ\text{C}$ ; $R_G = 33$ $\Omega$ ; typ. / max	500 / 2000	mA
$V_{GT}$	$T_{vj} = 25^\circ\text{C}$ ; d.c.	min. 3	V
$I_{GT}$	$T_{vj} = 25^\circ\text{C}$ ; d.c.	min. 200	mA
$V_{GD}$	$T_{vj} = 125^\circ\text{C}$ ; d.c.	max. 0,25	V
$I_{GD}$	$T_{vj} = 125^\circ\text{C}$ ; d.c.	max. 10	mA
$R_{th(j-c)}$	cont.; DSC	0,029	K/W
$R_{th(j-c)}$	sin. 180; DSC / SSC	0,030 / 0,060	K/W
$R_{th(j-c)}$	rec. 120; DSC / SSC	0,032 / 0,064	K/W
$R_{th(c-s)}$ <sup>1)</sup>	DSC / SSC	0,0065 / 0,013	K/W
$T_{vj}$		-40...+125	$^\circ\text{C}$
$T_{stg}$		-40...+125	$^\circ\text{C}$
F	Mounting force ( SI units )	10 ... 13	kN
m	approx.	125	g
Case		B21	



SKT

# SKT 813

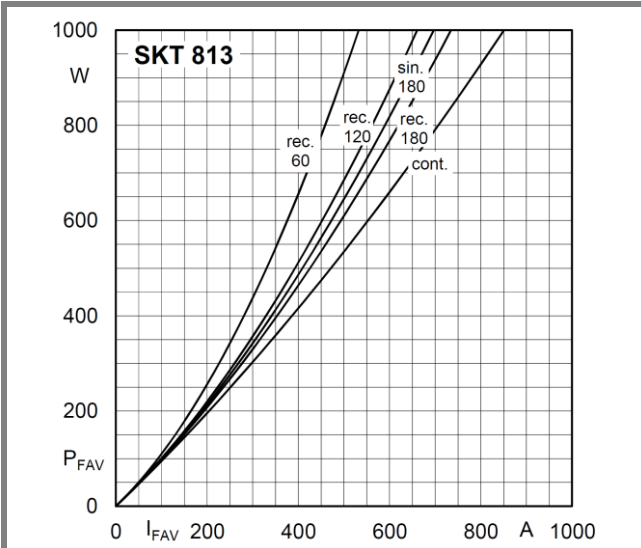


Fig. 1L Power dissipation vs. forward current

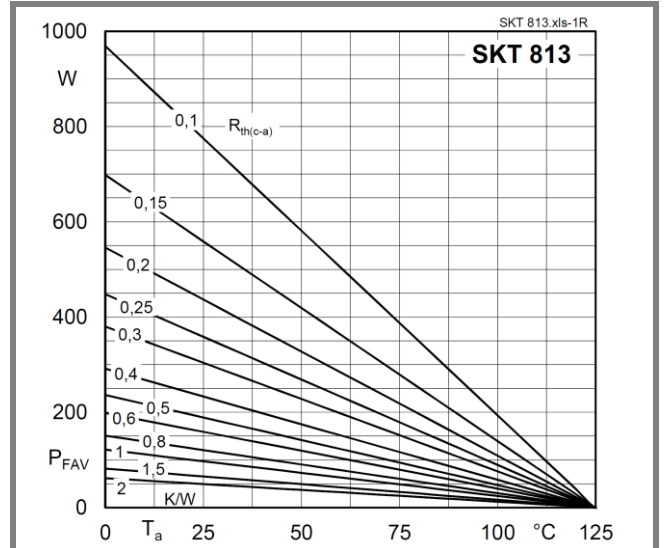


Fig. 1R Power dissipation vs. ambient temperature

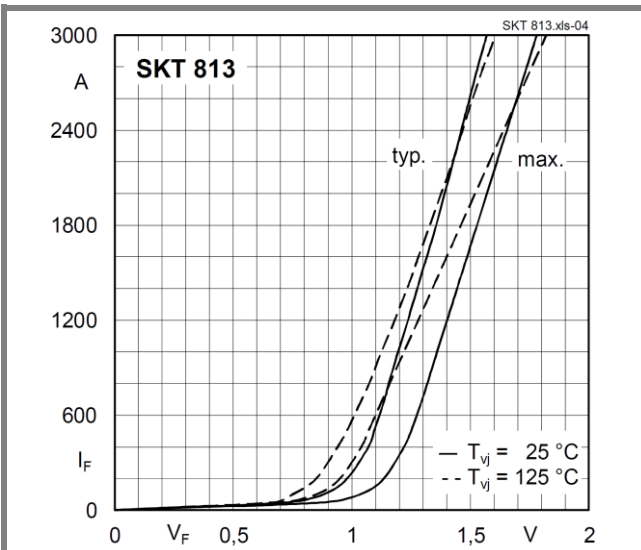


Fig. 4 Forward characteristics

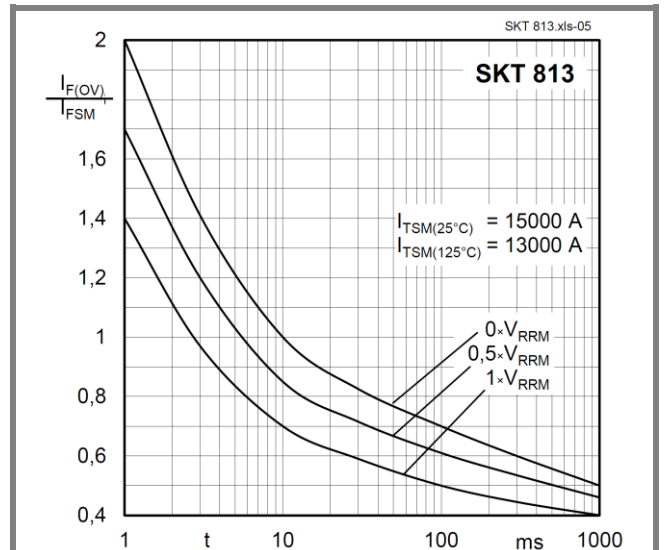


Fig. 5 Surge overload current vs. time

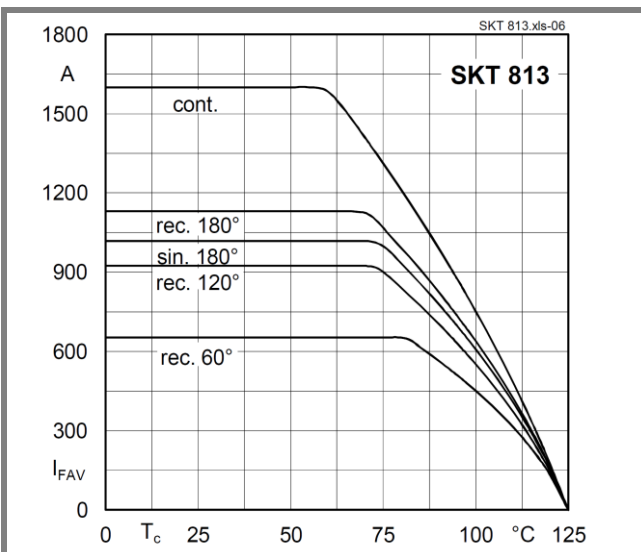


Fig. 6 Forward current vs. case temperature

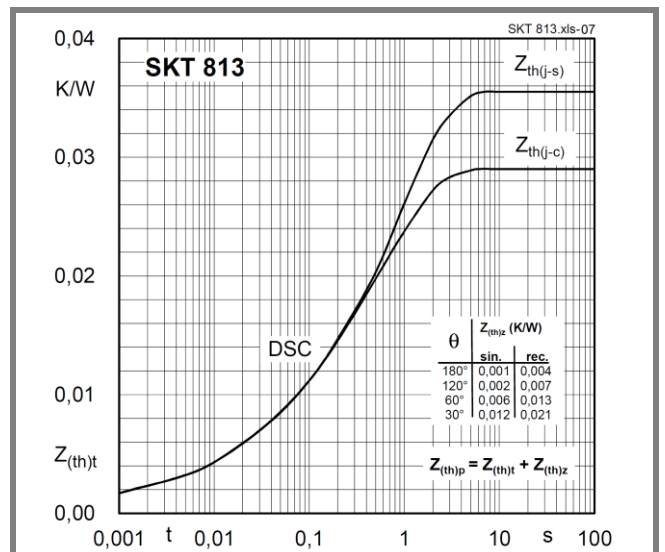


Fig. 7 Transient thermal impedance vs. time

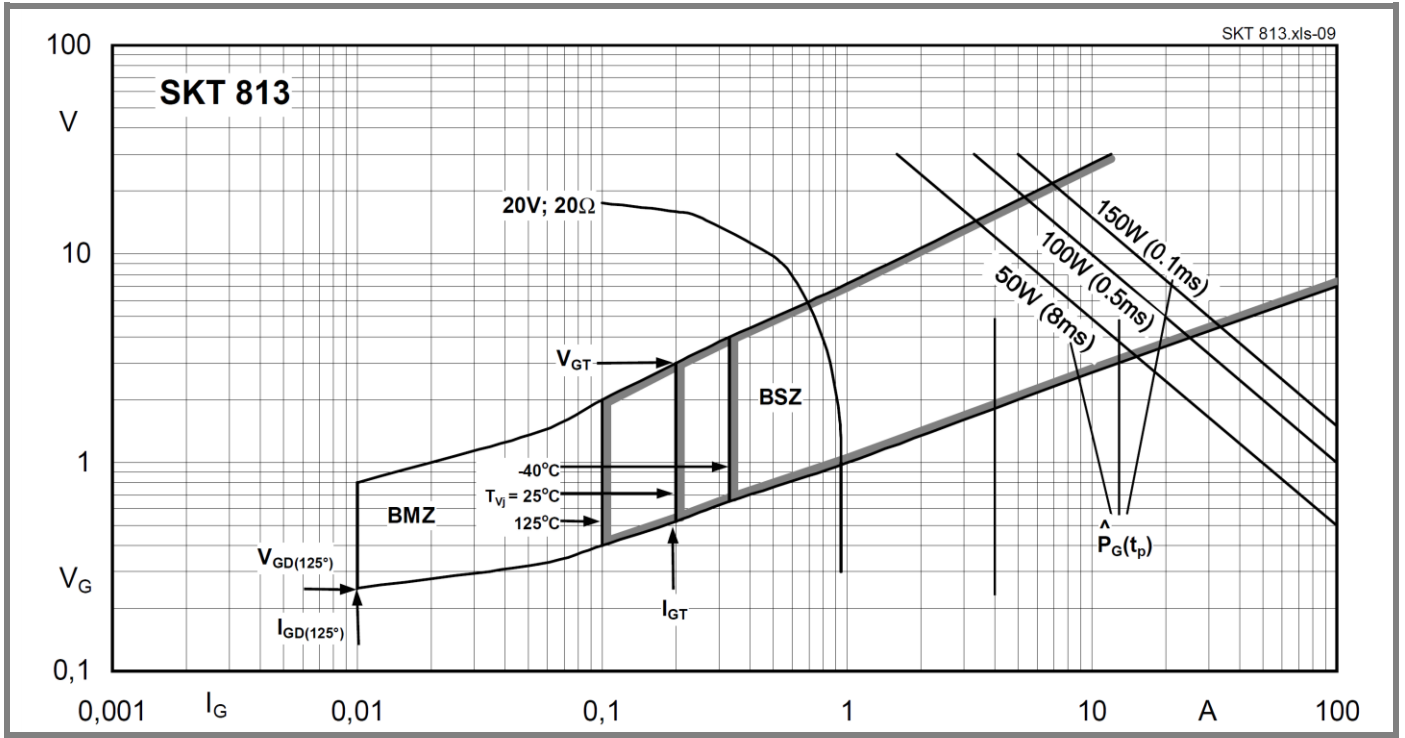
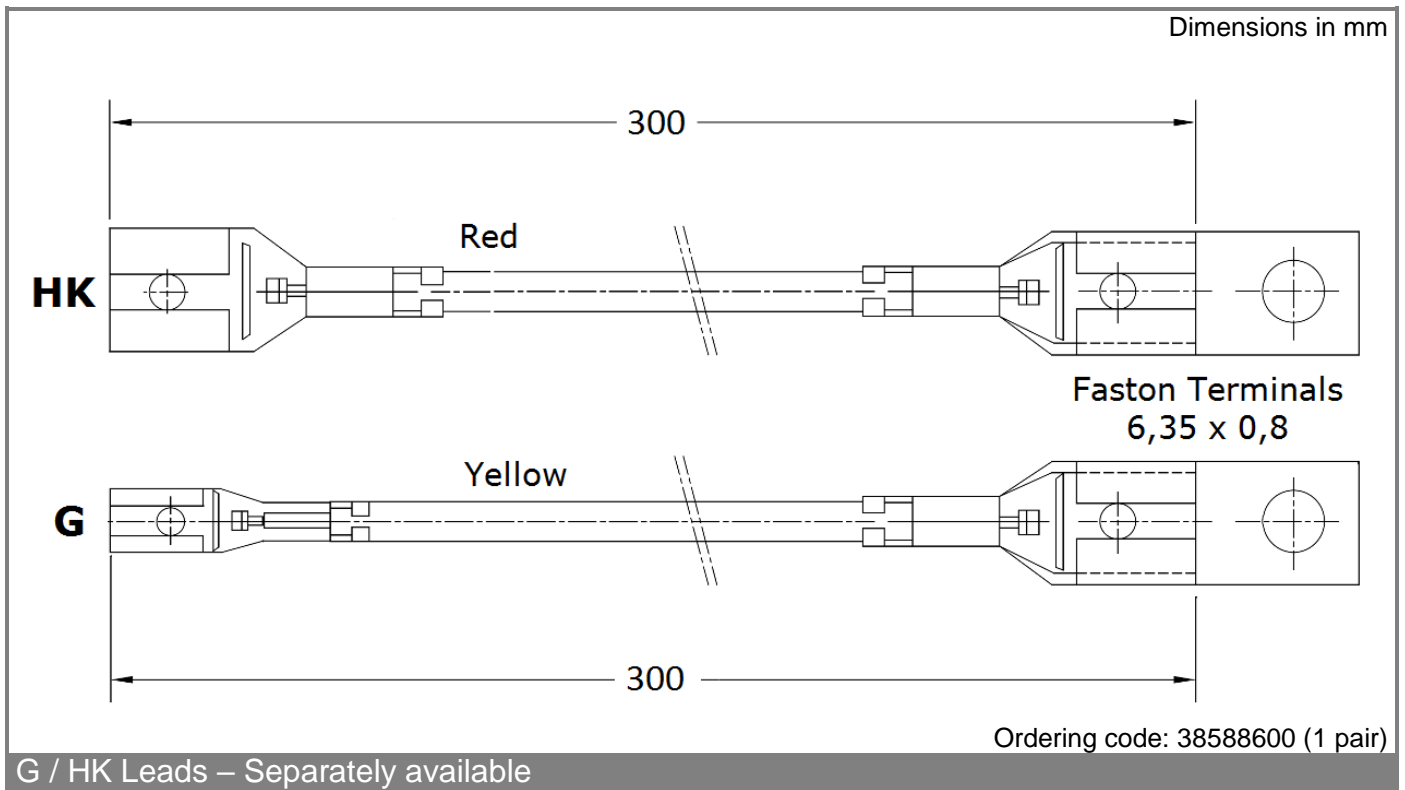
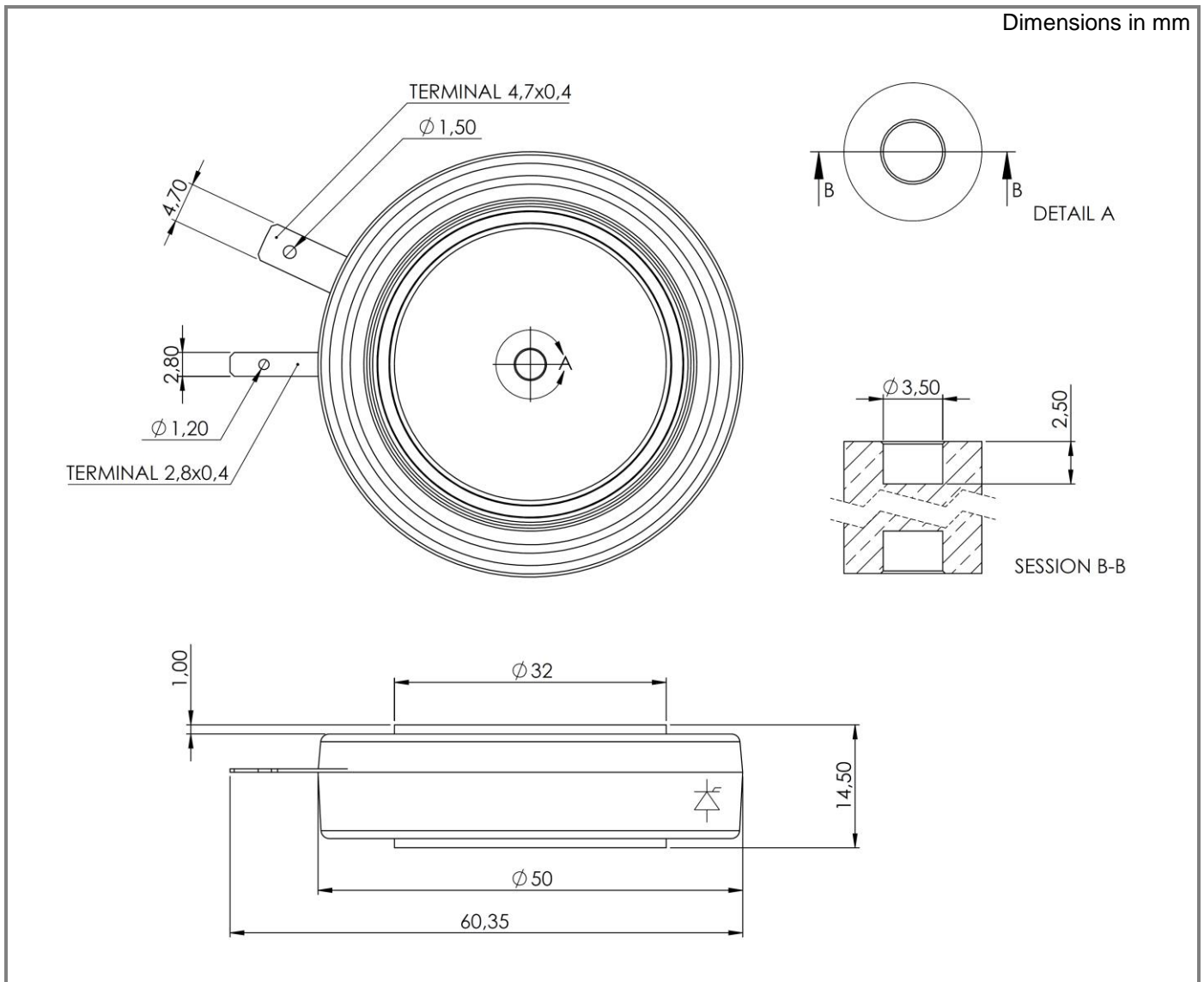


Fig. 9 Gate trigger characteristics



G / HK Leads – Separately available

Ordering code: 38588600 (1 pair)



## Case B21

### \*IMPORTANT INFORMATION AND WARNINGS

The specifications of SEMIKRON products may not be considered as guarantee or assurance of product characteristics ("Beschaffenhheitsgarantie"). The specifications of SEMIKRON products describe only the usual characteristics of products to be expected in typical applications, which may still vary depending on the specific application. Therefore, products must be tested for the respective application in advance. Application adjustments may be necessary. The user of SEMIKRON products is responsible for the safety of their applications embedding SEMIKRON products and must take adequate safety measures to prevent the applications from causing a physical injury, fire or other problem if any of SEMIKRON products become faulty. The user is responsible to make sure that the application design is compliant with all applicable laws, regulations, norms and standards. Except as otherwise explicitly approved by SEMIKRON in a written document signed by authorized representatives of SEMIKRON, SEMIKRON products may not be used in any applications where a failure of the product or any consequences of the use thereof can reasonably be expected to result in personal injury. No representation or warranty is given and no liability is assumed with respect to the accuracy, completeness and/or use of any information herein, including without limitation, warranties of non-infringement of intellectual property rights of any third party. SEMIKRON does not assume any liability arising out of the applications or use of any product; neither does it convey any license under its patent rights, copyrights, trade secrets or other intellectual property rights, nor the rights of others. SEMIKRON makes no representation or warranty of non-infringement or alleged noninfringement of intellectual property rights of any third party which may arise from applications. Due to technical requirements our products may contain dangerous substances. For information on the types in question please contact the nearest SEMIKRON sales office. This document supersedes and replaces all information previously supplied and may be superseded by updates. SEMIKRON reserves the right to make changes.