SKM 200GB176D



SEMITRANS® 3

Trench IGBT Modules

SKM 200GB176D

SKM 200GAL176D

Features

- Homogeneous Si
- Trench = Trenchgate technology
- V_{CEsat} with positive temperature coefficient
- High short circuit capability, self limiting to 6 x I_c

Typical Applications*

- AC inverter drives mains 575 - 750 V AC
- Public transport (auxiliary syst.)

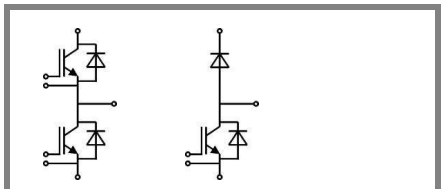

GB GAL

Absolute Maximum Ratings			T_c = 25 °C, unless otherwise specified	
Symbol	**Conditions**		**Values**	**Units**
IGBT				
V_{CES}	T_j = 25 °C		1700	V
I_C	T_j = 150 °C	T_c = 25 °C	260	A
		T_c = 80 °C	180	A
I_{CRM}	I_{CRM}=2xI_{Cnom}		300	A
V_{GES}			± 20	V
t_{psc}	V_{CC} = 1200 V; $V_{GE} \leq$ 20 V; V_{CES} < 1700 V	T_j = 125 °C	10	µs
Inverse Diode				
I_F	T_j = 150 °C	T_c = 25 °C	210	A
		T_c = 80 °C	140	A
I_{FRM}	I_{FRM}=2xI_{Fnom}		300	A
I_{FSM}	t_p = 10 ms; sin.	T_j = 150 °C	1100	A
Freewheeling Diode				
I_F	T_j = 150 °C	T_{case} = 25 °C	210	A
		T_{case} = 80 °C	140	A
I_{FRM}	I_{FRM}=2xI_{Fnom}		300	A
I_{FSM}	t_p = 10 ms; sin.	T_j = 150 °C	1100	A
Module				
$I_{t(RMS)}$			500	A
T_{vj}			- 40 ... + 150	°C
T_{stg}			-40...+125	°C
V_{isol}	AC, 1 min.		4000	V

Characteristics			T_c = 25 °C, unless otherwise specified			
Symbol	**Conditions**		**min.**	**typ.**	**max.**	**Units**
IGBT						
$V_{GE(th)}$	V_{GE} = V_{CE}, I_C = 6 mA		5,2	5,8	6,4	V
I_{CES}	V_{GE} = 0 V, V_{CE} = V_{CES}	T_j = 25 °C			3	mA
V_{CE0}		T_j = 25 °C		1	1,2	V
		T_j = 125 °C		0,9	1,1	V
r_{CE}	V_{GE} = 15 V	T_j = 25°C		6,7	8,3	mΩ
		T_j = 125°C		10	12	mΩ
$V_{CE(sat)}$	I_{Cnom} = 150 A, V_{GE} = 15 V	T_j = 25°$C_{chiplev.}$		2	2,45	V
		T_j = 125°$C_{chiplev.}$		2,4	2,9	V
C_{ies}	V_{CE} = 25, V_{GE} = 0 V	f = 1 MHz		11,4		nF
C_{oes}				0,55		nF
C_{res}				0,44		nF
Q_G	V_{GE} = -8V...+15V			1200		nC
R_{Gint}	T_j = 25 °C			4,25		Ω
$t_{d(on)}$	R_{Gon} = 5 Ω	V_{CC} = 1200V		360		ns
t_r		I_C= 150A		45		ns
E_{on}		T_j = 125 °C		93		mJ
$t_{d(off)}$	R_{Goff} = 5 Ω	V_{GE} = ± 15V		760		ns
t_f				140		ns
E_{off}				58		mJ
$R_{th(j-c)}$	per IGBT				0,12	K/W

 © by SEMIKRON



SEMITRANS® 3

Trench IGBT Modules

SKM 200GB176D

SKM 200GAL176D

Features

- Homogeneous Si
- Trench = Trenchgate technology
- V_{CEsat} with positive temperature coefficient
- High short circuit capability, self limiting to 6 x I_c

Typical Applications*

- AC inverter drives mains 575 - 750 V AC
- Public transport (auxiliary syst.)

Characteristics						
Symbol	**Conditions**		**min.**	**typ.**	**max.**	**Units**
Inverse Diode						
$V_F = V_{EC}$	I_{Fnom} = 150 A; V_{GE} = 0 V	T_j = 25 °C$_{chiplev.}$		1,7	1,9	V
		T_j = 125 °C$_{chiplev.}$		1,7	1,9	V
V_{F0}		T_j = 25 °C		1,1	1,3	V
		T_j = 125 °C		0,9	1,1	V
r_F		T_j = 25 °C		4	4	mΩ
		T_j = 125 °C		5,3	5,3	mΩ
I_{RRM}	I_F = 150 A	T_j = 125 °C		195		A
Q_{rr}	di/dt = 3700 A/µs			52		µC
E_{rr}	V_{GE} = -15 V; V_{CC} = 1200 V			31		mJ
$R_{th(j-c)D}$	per diode				0,25	K/W
FWD						
$V_F = V_{EC}$	I_{Fnom} = 150 A; V_{GE} = 0 V	T_j = 25 °C$_{chiplev.}$		1,7	1,9	V
		T_j = 125 °C$_{chiplev.}$		1,7	1,9	V
V_{F0}		T_j = 25 °C		1,1	1,3	V
		T_j = 125 °C		0,9	1,1	V
r_F		T_j = 25 °C		4	4	V
		T_j = 125 °C		5,3	5,3	V
I_{RRM}	I_F = 150 A	T_j = 125 °C		195		A
Q_{rr}	di/dt = 3700 A/µs			52		µC
E_{rr}	V_{GE} = -15 V; V_{CC} = 1200 V			31		mJ
$R_{th(j-c)FD}$	per diode				0,25	K/W
Module						
L_{CE}				15	20	nH
$R_{CC'+EE'}$	res., terminal-chip	T_{case}= 25 °C		0,35		mΩ
		T_{case}= 125 °C		0,5		mΩ
$R_{th(c-s)}$	per module				0,038	K/W
M_s	to heat sink M6		3		5	Nm
M_t	to terminals M6		2,5		5	Nm
w					325	g

This is an electrostatic discharge sensitive device (ESDS), international standard IEC 60747-1, Chapter IX.

* The specifications of our components may not be considered as an assurance of component characteristics. Components have to be tested for the respective application. Adjustments may be necessary. The use of SEMIKRON products in life support appliances and systems is subject to prior specification and written approval by SEMIKRON. We therefore strongly recommend prior consultation of our personal.

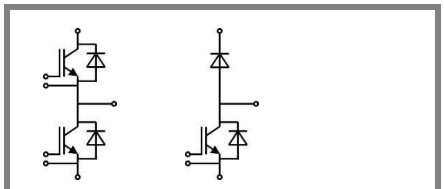

GB GAL

 © by SEMIKRON



SEMITRANS® 3

Trench IGBT Modules

SKM 200GB176D

SKM 200GAL176D

Features

- Homogeneous Si
- Trench = Trenchgate technology
- V_{CEsat} with positive temperature coefficient
- High short circuit capability, self limiting to 6 x I_c

Typical Applications*

- AC inverter drives mains 575 - 750 V AC
- Public transport (auxiliary syst.)

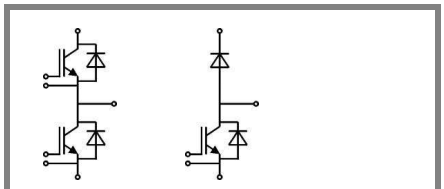

GB GAL

Z_{th} Symbol	Conditions	Values	Units
$Z_{th(j-c)I}$			
R_i	i = 1	80	mk/W
R_i	i = 2	30	mk/W
R_i	i = 3	8,2	mk/W
R_i	i = 4	1,8	mk/W
tau_i	i = 1	0,0753	s
tau_i	i = 2	0,01	s
tau_i	i = 3	0,0008	s
tau_i	i = 4	0,0003	s
$Z_{th(j-c)D}$			
R_i	i = 1	160	mk/W
R_i	i = 2	67	mk/W
R_i	i = 3	20	mk/W
R_i	i = 4	3	mk/W
tau_i	i = 1	0,0382	s
tau_i	i = 2	0,009	s
tau_i	i = 3	0,0009	s
tau_i	i = 4	0,005	s

 © by SEMIKRON

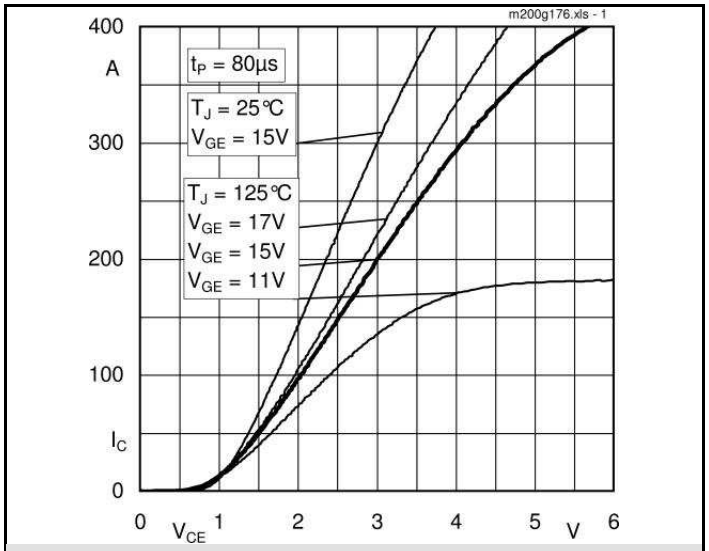

Fig. 1 Typ. output characteristic, inclusive $R_{CC'+EE'}$

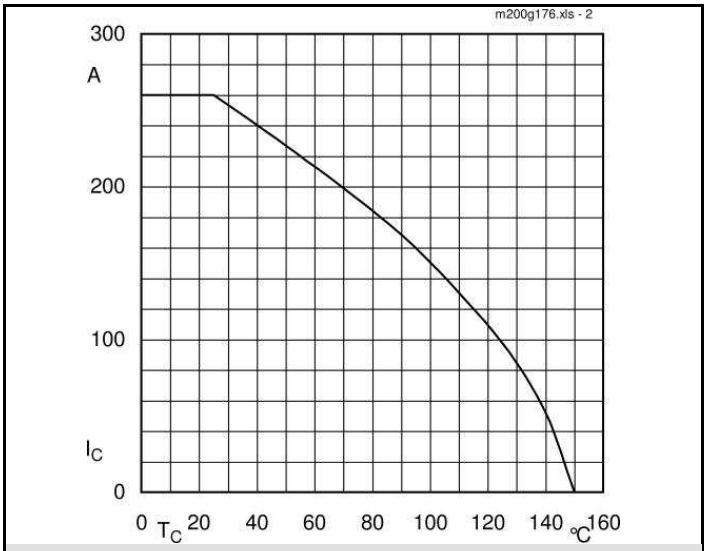

Fig. 2 Rated current vs. temperature $I_C = f(T_C)$

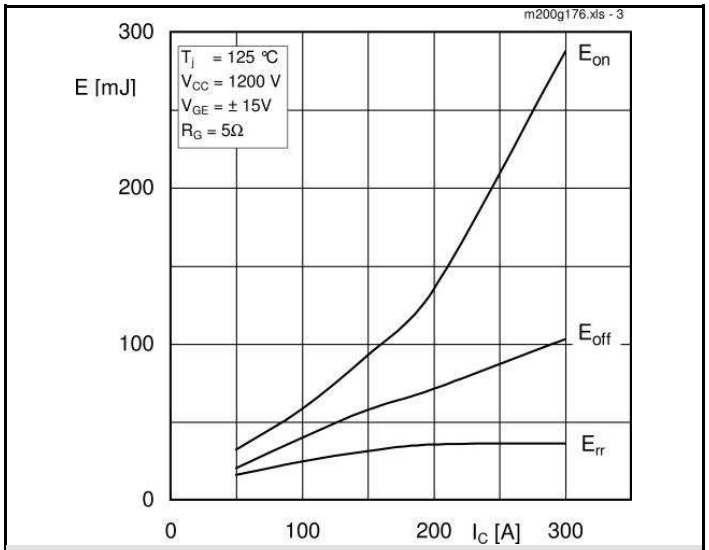

Fig. 3 Typ. turn-on /-off energy = f (I_C)

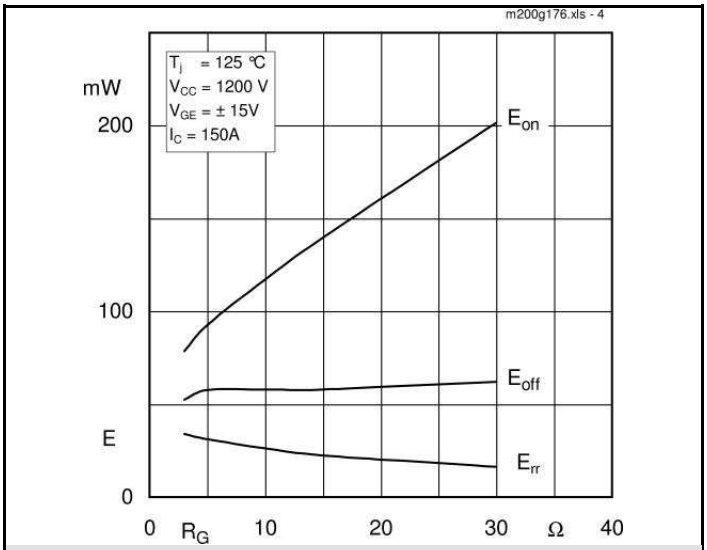

Fig. 4 Typ. turn-on /-off energy = f (R_G)

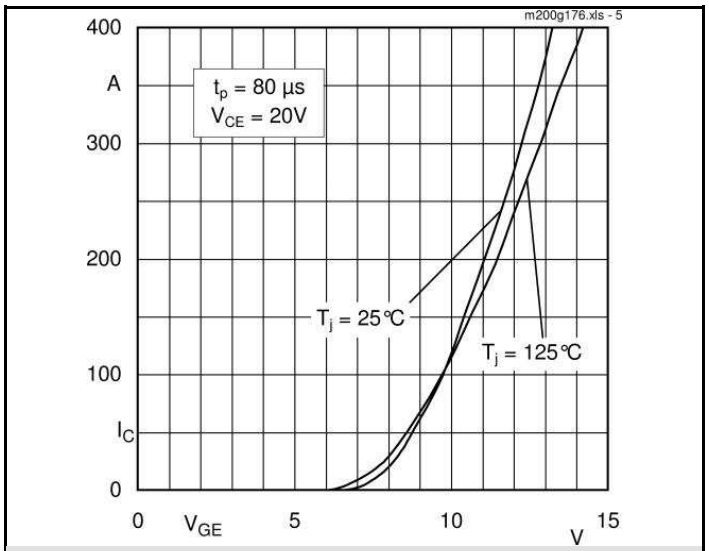

Fig. 5 Typ. transfer characteristic

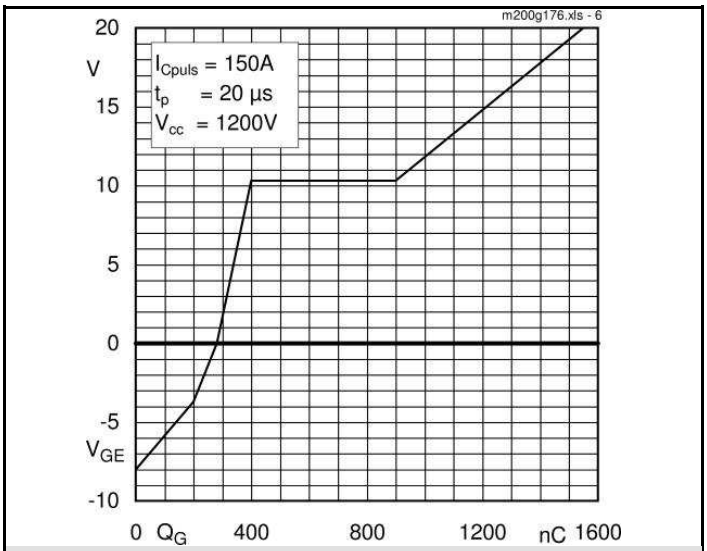

Fig. 6 Typ. gate charge characteristic

 © by SEMIKRON

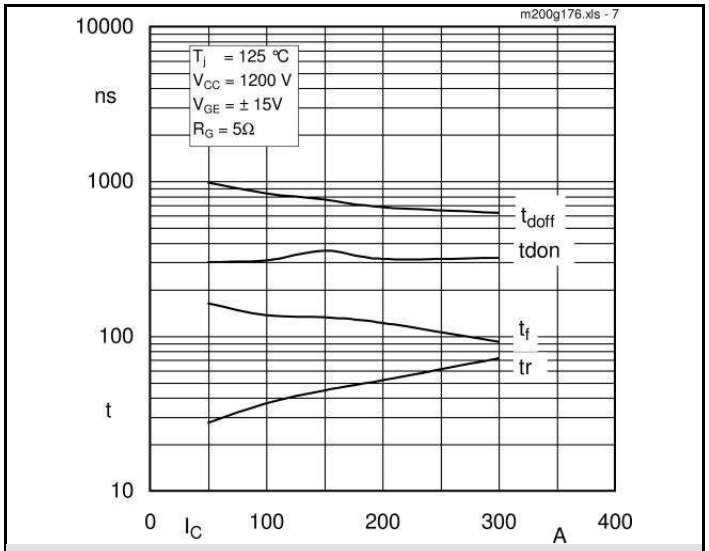

Fig. 7 Typ. switching times vs. I_C

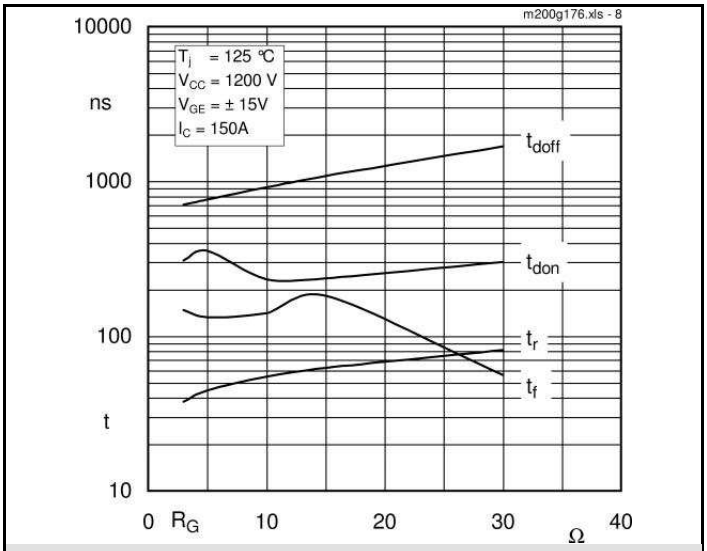

Fig. 8 Typ. switching times vs. gate resistor R_G

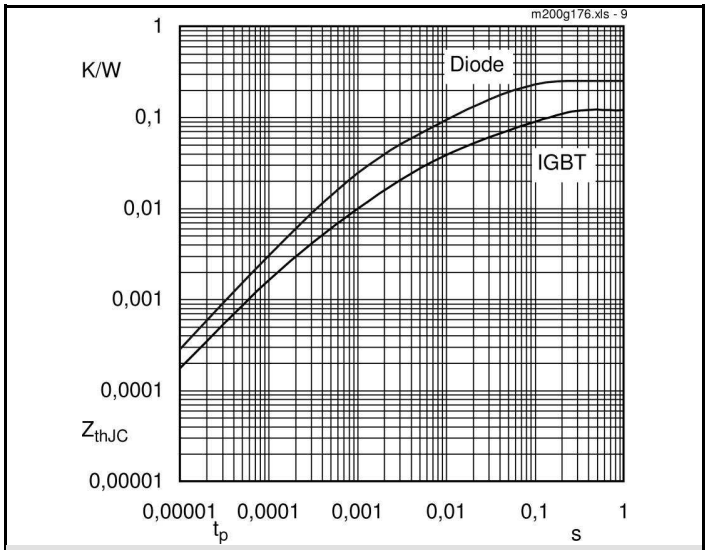

Fig. 9 Transient thermal impedance

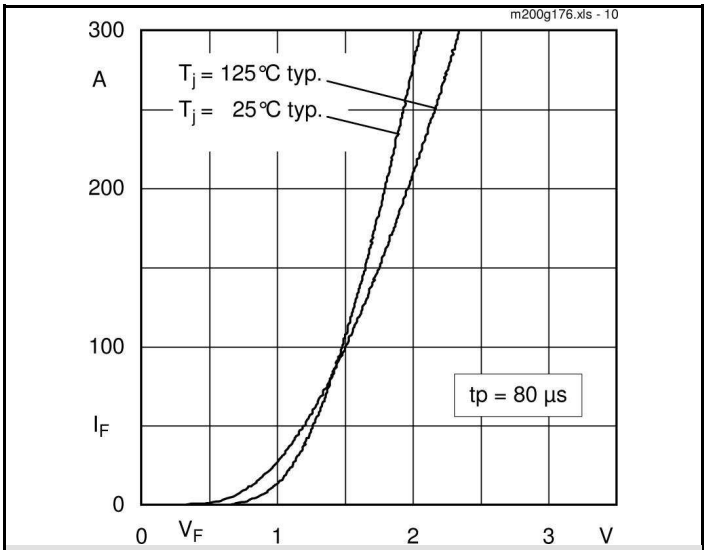

Fig. 10 Typ. CAL diode forward characteristic

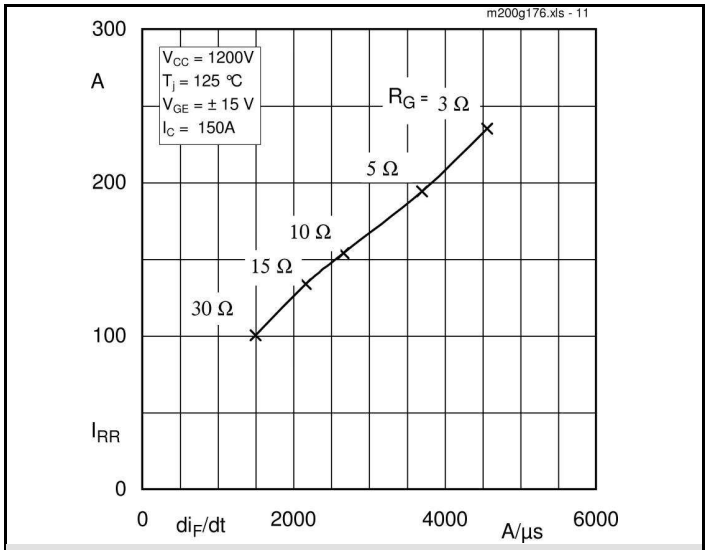

Fig. 11 Typ. CAL diode peak reverse recovery current

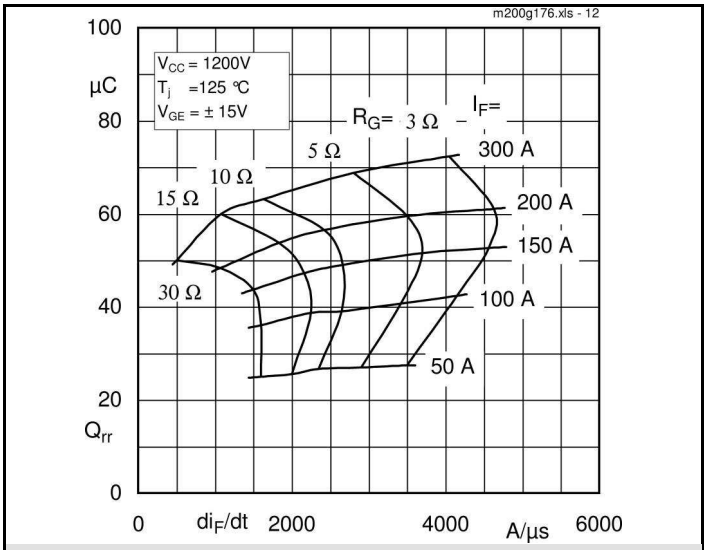

Fig. 12 Typ. CAL diode reverse recovery charge

 © by SEMIKRON

UL Recognized File no. E 63 532

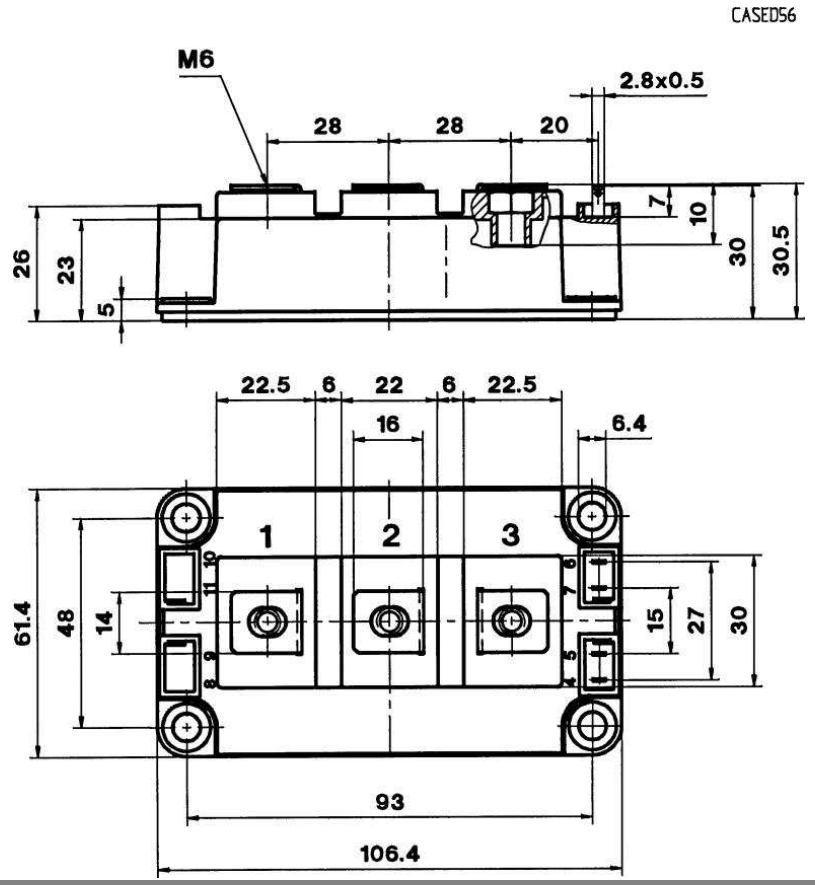

Case D 56

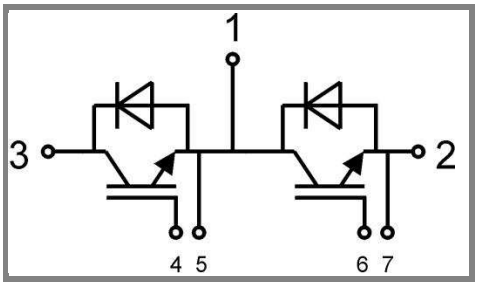

GB Case D 56

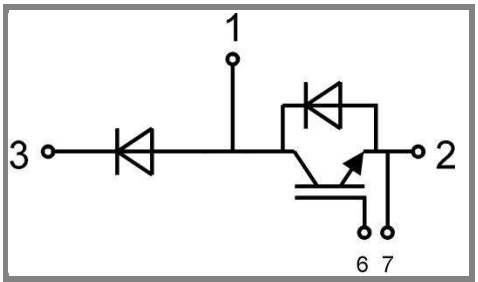

GAL Case D 57

 © by SEMIKRON