

FAST THYRISTORS RYCHLÉ TYRISTORY



- ▶ Amplifying gate.
- ▶ Optimized on-state parameters.
- ▶ Stud and capsule packages.
- ▶ Designed for power switching applications.

- ▶ Zesilující řídicí elektroda.
- ▶ Optimalizované propustné parametry.
- ▶ Šroubová i kotoučová pouzdra.
- ▶ Navržené pro výkonové spínací aplikace.



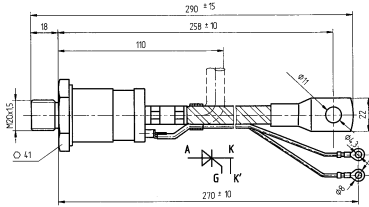
$T_{jmin} = -40\text{ °C}$, $T_{jmax} = 125\text{ °C}$ (T979 - $T_{jmax} = 115\text{ °C}$)

Replace XX in the device code by the required voltage class (V_{DRM} , $V_{RRM}/100$). The voltage range is divided into classes in 200 V steps. XX v kódu součástky nahradte požadovanou napěťovou třídou (V_{DRM} , $V_{RRM}/100$). Napěťový rozsah je dělen do tříd po 200 V.

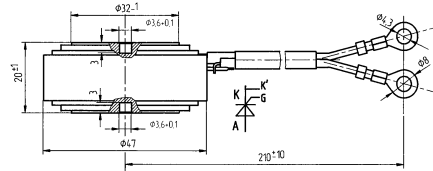
Type Typ	V_{RRM} V_{DRM}	I_{TAVm} ($T_C=70\text{ °C}$)	I_{TSM} (T_{jmax} , 10ms)	V_{TO} (T_{jmax})	r_T (T_{jmax})	V_{TM}/I_{TM} (T_{jmax})	V_{GT}/I_{GT} ($T_j=25\text{ °C}$)	$(dvo/dt)_{cr}$ (T_{jmax} , 50Hz)	$(dir/dt)_{cr}$ (T_{jmax} , 50Hz)	t_q (T_{jmax})	R_{thjc}	F_m ; M_m ($\pm 10\%$)	Case Pouzdro
	[V]	[A]	[kA]	[V]	[m Ω]	[V/A]	[V/mA]	[V/ μ s]	[A/ μ s]	[μ s]	[K/W]		
TR 955-200-XX	800-1400	257	5	1.23	1.241	2.02/630	3/400	1000	200	20,25,32,40,50	0.100	50 Nm	OK41
TR 955-250-XX	800-1000	288	5.5	0.99	1.100	1.85/785	3/400	1000	200	20,25	0.100	50 Nm	OK41
	1200-1400	288	5.5	0.99	1.100	1.85/785	3/400	1000	200	32,40,50	0.100	50 Nm	OK41
TV 955F-200-XX	1600-2000	195	3.6	1.70	2.270	3.2/628	2.5/400	1000	400	40,50	0.100	50 Nm	OK41
TR 956F-250-XX	600-1200	336	4.6	1.57	1.150	2.5/785	2.5/400	1000	800	16,20	0.060	7 kN	P30
TR 956-320-XX	600-1400	433	6	0.98	1.060	2.09/1005	3/400	1000	200	20,25,32,40,50	0.056	7 kN	P30
TR 967-500-XX	800-1000	635	8	0.97	0.850	2.3/1570	3/400	1000	200	20,25	0.034	15 kN	P40
	1200-1400	635	8	0.97	0.850	2.3/1570	3/400	1000	200	32,40,50	0.034	15 kN	P40
TR 967F-400-XX	800-1200	603	7	1.46	0.663	2.3/1260	2.5/400	1000	800	12,5;16	0.034	15 kN	P40
TR 967F-500-XX	800-1200	686	8	1.56	0.370	2.13/1570	2.5/400	1000	800	16,20	0.034	15 kN	P40
TR 967F-630-XX	800-1200	800	9	1.14	0.320	2.4/1980	2.5/400	1000	800	20,25	0.034	15 kN	P40
TV 967F-400-XX	1400-2000	549	7	1.48	0.940	2.7/1260	2.5/400	1000	400	40,50	0.034	15 kN	P40
TV 967F-500-XX	1400-2000	617	8	1.40	0.680	2.5/1570	2.5/400	1000	400	50,63	0.034	15 kN	P40
TR 908-760-XX	2400-3000	947	10.5	1.47	0.575	2.9/2400	2.5/400	1000	200	100,125,160	0.020	22 kN	P47
TR 979-1000-XX	2400-3000	1286	17	1.49	0.490	2.57/3140	2.5/400	1000	200	125,160	0.014	30 kN	P63



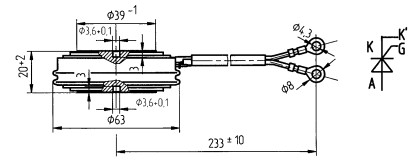
OK41



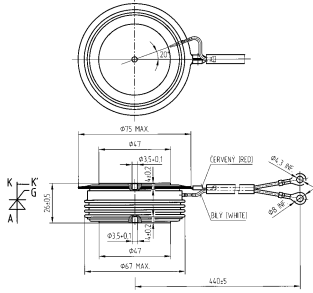
P30



P40



P47



P63

