

Diode type DB3-3500 are of modern design with pressure contacts, high alumina ceramic insulator and cold-welding encapsulation. Designed for use in power rectifying circuits and equipment under normal operating conditions.

KEY PARAMETERS

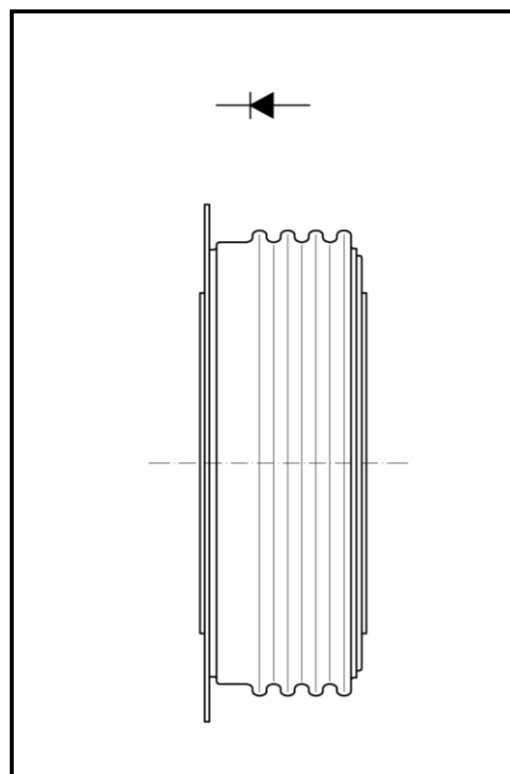
U_{RRM}	up to 4000 V
$I_{F(AV)}$	3500 A
I_{FSM}	46000 A

FEATURES

- all diffused design
- high current capabilities
- high surge current capabilities
- high rated voltages
- low thermal impedance
- tested according to IEC standards

APPLICATION

- High Voltage Power Supplies
- Motor Control
- Battery Chargers
- Free Wheeling Diode
- Resistance Welding



Outline type code: JEDEC DO-200AE
See Package Details for further information

Designed for use in high power industrial and commercial electronic circuits and equipment where high currents are encountered and high reliability is essential. Low forward voltages let minimize energy loss.

ORDERING INFORMATION

When ordering please refer to device code builder presented below.
Please use the complete part number when ordering, quote or in any future correspondence relating to your order.

DB3-3500-□□

voltage class (hundreds of volts)

DB3-3500

Diode

KKDB3-3500, November 2004 version

ELECTRICAL PARAMETERS

Voltage ratings

Voltage class	U_{RRM}	U_{RSM}	I_{RRM}
	V	V	mA
30	3000	3100	100
32	3200	3300	
34	3400	3500	
36	3600	3700	
38	3800	3900	
40	4000	4100	

Electrical properties

Parameter	Unit	Test conditions	Value
Average forward current @ case temperature	$I_{F(AV)}$	A	3500
	T_C	°C	85
RMS forward current	$I_{F(RMS)}$	A	5500
Surge current	I_{FSM}	A	$T_j=150^\circ\text{C}$, $U_R=0,8U_{RRM}$, $t_p=10\text{ms}$
I^2t – value	I^2t	kA^2s	10580
Forward voltage drop max.	U_{FM}	V	$T_j=25^\circ\text{C}$, $I_{FM}=4000\text{A}$
Threshold voltage	$U_{F(T0)}$	V	0,64
Slope resistance	r_F	$\text{m}\Omega$	0,096
Reverse recovery time	t_{rr}	μs	$T_j=25^\circ\text{C}$, $I_{FM}=2000\text{A}$, $di_R/dt=25\text{A}/\mu\text{s}$

Thermal properties

Parameter	Unit	Test conditions	Value
Thermal resistance, junction to case	R_{thJC}	°C/W	two sided, DC
Thermal resistance, case to heatsink	R_{thCS}	°C/W	two sided
Operating junction temperature	$T_{jmin} \dots T_{jmax}$	°C	-40...+150
Storage temperature	T_{stg}	°C	-40...+150

Mechanical properties

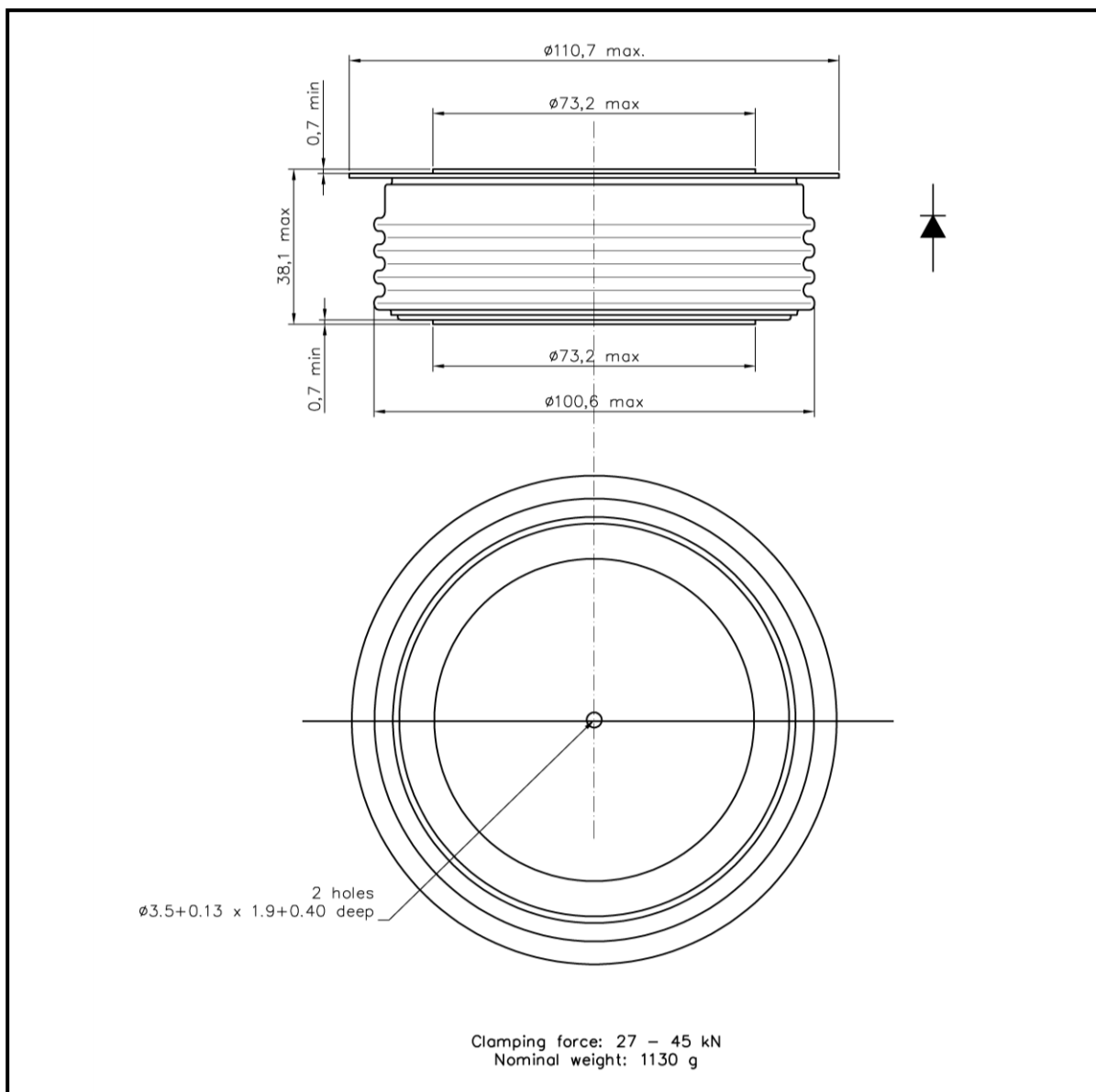
Parameter	Unit	Value
Clamping force	F_M	kN
Weight	m	g

DB3-3500

Diode

KKDB3-3500, November 2004 version

Package details



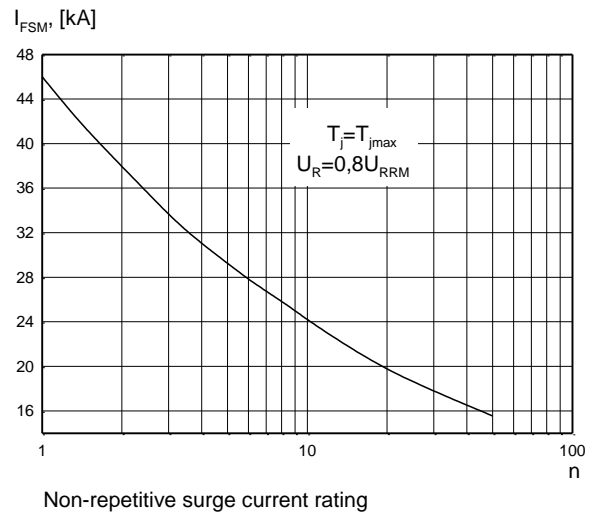
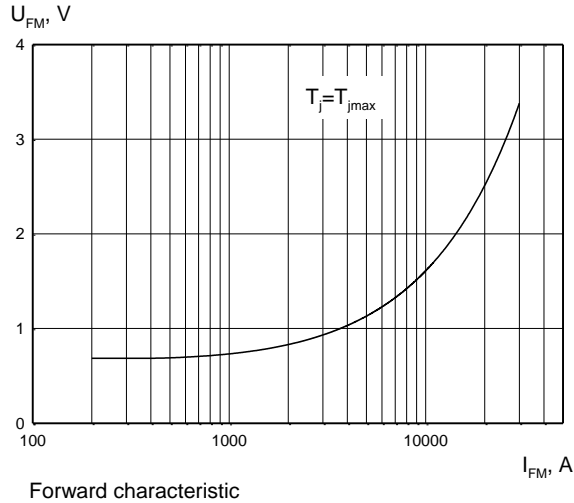
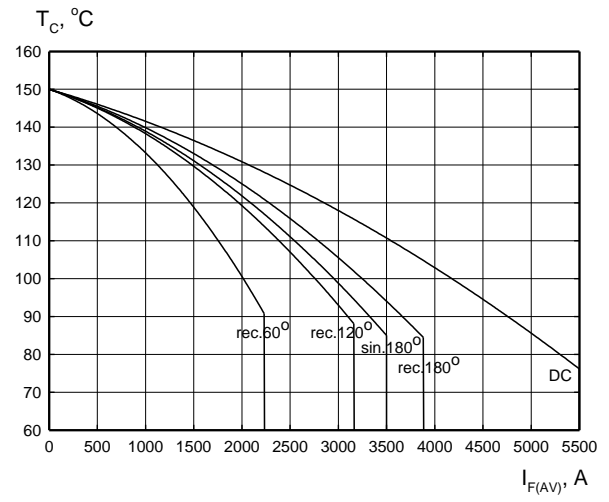
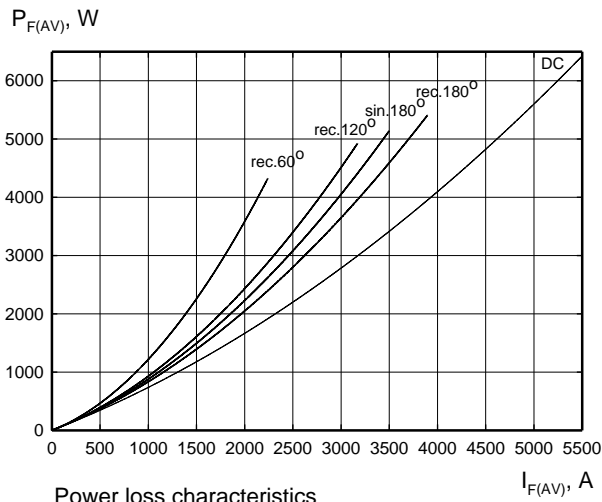
For further package information, please contact Sales & Marketing Department. All dimensions in mm, unless stated otherwise.
Do not scale.

DB3-3500

Diode

KKDB3-3500, November 2004 version

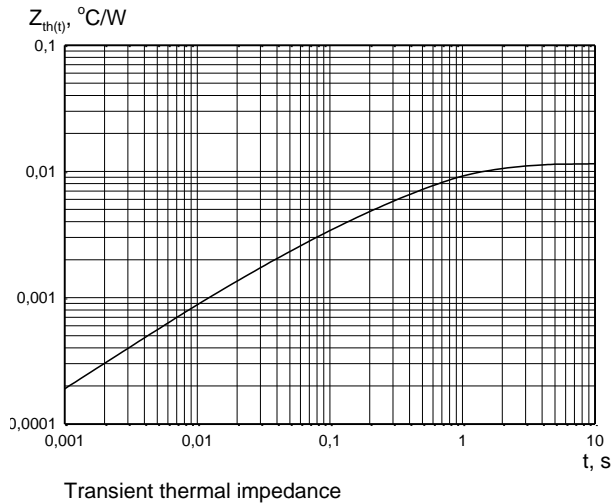
CHARACTERISTICS



DB3-3500

Diode

KKDB3-3500, November 2004 version



HEATSINKS

LAMINA S.I. has its own proprietary range of extruded aluminium heatsinks designed to optimise the performance of our semiconductors with natural and forced air flow. High efficiency water cooled copper heatsinks are also available.

DEVICE CLAMPS

Disc devices require the correct clamping force to ensure their best operation. LAMINA S.I. offers a wide selection of clamps to suit all of our manufactured devices.

POWER ASSEMBLY CAPABILITY

LAMINA S.I. provides a support for those customers requiring more than a basic semiconductor and offers precisely assembled Power Blocks according to factory or customer standards.